



REPORT ON CRIME 1980

Report for the year ended 31 December, 1980,
Commissioner, Garda Síochána, to the Minister for Justice.

GARDA SIOCHANA,
HEADQUARTERS,
DUBLIN, 8.

JULY, 1981.

M.F.K.

Dublin
Published by the Stationery Office

To be purchased from the
Government Publications Sale Office,
G.P.O. Arcade, Dublin

or through any bookseller.

(Pri. No. 9764).....Price 75p

Produced & Printed at Garda H.Qrs. D.S.

REPORT ON CRIME 1980

**Report for the year ended 31 December, 1980,
Commissioner, Garda Siochana, to the Minister for Justice.**

**GARDA SIOCHANA,
HEADQUARTERS,
DUBLIN, 8.**

JULY, 1981.

CONTENTS

	Page
Foreword.....	1
INDICTABLE OFFENCES	
Recorded and Detected 1971 - 1980	2
Recorded and Detected 1979 - 1980	2
Crime Rate per Garda Division	3
Map - Indictable Offences per 1,000 population.....	4
Recorded and detected by Garda Divisions,	10
Known to the Gardai 1980.....	11 - 17
Value of property stolen and recovered,	18
OFFENCES AGAINST THE PERSON	
Recorded and Detected 1976 - 1980	5
Murder and Manslaughter.....	5
Analyses of murders	19
Traffic Fatalities	5
OFFENCES AGAINST PROPERTY WITH VIOLENCE	
Recorded and detected 1976 - 1980	5
Robbery, Arson and Malicious Damage	6
Burglary	6
Analyses of armed robberies.....	20
Analyses of aggravated burglaries involving use of firearms	21
OFFENCES AGAINST PROPERTY WITHOUT VIOLENCE (LARCENIES ETC.)	
Larcenies	6
Recorded and Detected 1976 - 1980	6
OTHER INDICTABLE OFFENCES	
Recorded and Detected 1976 - 1980	6 - 7
Age Groups - Convicted persons	8 - 9
NON INDICTABLE OFFENCES	
Proceedings and persons.....	23 - 25
Non-Indictable Offences by Division.....	26
Principal Non-Indictable Offences	26
Arms, Ammunition and Explosives seized	22
Crime Prevention.....	27
Juvenile Liaison Scheme	28-29
Community Relations	30
Drugs	30-33
Sub Aqua	34
'999' Emergency Service	34
Stolen Motor Vehicle Investigation Unit	34
Road Traffic	34
Traffic Offences - Drink and Driving	35-36
'Fine on the Spot' notices - issued	36
'Fine on the Spot' notices - Parking Violations	37
Public Relations and Press Office	38

The Minister for Justice

Sir,

I have the honour to submit the following report on crime for the year ended the 31st. December, 1980.

Indictable offences recorded during the year numbered 72,782. This was an increase of 8,725 over the figure for the previous year when 64,057 indictable crimes were recorded. While increases were recorded in each of the four groups the major increase of 5,318 occurred in the larcenies - Group III.

The first half of the year had seen major armed robberies continue the current world upward trend causing great concern and alarm, but in the second half of the year particular successes were achieved against the professional criminals who commit armed robberies resulting in a quite dramatic fall in the number of such crimes from 228 in 1979 to 194 in 1980. Bank raids dropped from 30 in the first half of the year to 8 in the second half.

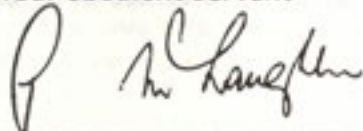
There was a decrease of 55 in the number of persons killed in road accidents during the year and the actual number of fatal traffic accidents also decreased by 61.

The increase in crime, with the increase in drug activity and the murder of three members of the Force in the course of their duties, characterise a year in which increasing criminality is again evident. The Garda Síochána is but one agency with responsibility for the maintenance of public standards of behaviour as exemplified by the law, and only a determined effort by all those with such responsibilities will stem the increasing degree of disrespect for good order in society. It is critical that the full weight of public opinion and action must be turned against criminals of all classes.

I am happy to record my appreciation of the support and co-operation received from the public generally as well as from the media.

*I have the honour to be
Sir,*

Your obedient servant



COMMISSIONER

INDICTABLE OFFENCES

Indictable offences which came to the notice of the Garda Síochána during the year ended 31st. December, 1980 numbered 72,782 as compared with 64,057 in the year ended 31st. December, 1979, an increase of 13.6%.

OFFENCES RECORDED AND DETECTED 1971 - 1980

Year	Recorded	Detected
1971	37,781	17,518
1972	39,237	17,047
1973	38,022	18,094
1974	40,096	19,287
1975	48,387	21,011
1976	54,382	22,482
1977	62,946	24,439
1978	62,000	25,286
1979	64,057	26,370
1980	72,782	29,017

The figures for Indictable Offences are broken down in the following table:-

	Offences Recorded		Change	Offences Detected	
	1980	1979		1980	1979
Offences against the Person	2,353	2,326	+ 27 (1.2%)	2,073 (88.1%)	2,126 (91.4%)
Offences against property with violence	24,878	21,535	+ 3343 (15.5%)	10,246 (41.2%)	9,577 (44.5%)
Larcenies, etc.	45,298	39,980	+ 5318 (13.3%)	16,482 (36.4%)	14,482 (36.2%)
Other Indictable Offences	253	216	+ 37 (17.1%)	216 (85.4%)	185 (85.6%)
TOTALS	72,782	64,057	+ 8,725 (13.6%)	29,017 (39.9%)	26,370 (41.2%)

In the Dublin Metropolitan Area (DMA) 41,778 indictable offences were recorded, an increase of 5,622 (15.5%) on the figure for 1979. Of the total crimes recorded in the State 57.4% occurred in the DMA.

The DMA has an estimated population of 1,011,730 based on the 1979 census of population, adjusted for 1980 or 29.8% of the total population of the State.

CRIME RATE PER DIVISION

The following table shows the total number of crimes for 1980 per 1,000 population. The rate for each Division is based on the 1979 census adjusted for 1980.

Division	Number of crimes per 1,000 population 1980
Carlow/Kildare	9.9
Cavan/Monaghan	6.7
Cork East	24.3
Cork West	5.4
Clare	8.7
Donegal	8.2
Galway West	12.2
Kerry	10.3
Leix/Offaly	9.9
Limerick	18.9
Longford/Westmeath	15.7
Louth/Meath	19.7
Mayo	5.3
Roscommon/Galway East	4.9
Sligo/Leitrim	9.0
Tipperary	13.9
Waterford/Kilkenny	9.9
Wexford	17.5
Total	13.0
DMA Northern	16.8
DMA North Central	163.9
DMA South Central	114.2
DMA Southern	26.6
DMA Eastern	25.4
Total	41.3
Whole Country	21.4

DETECTION OF CRIME

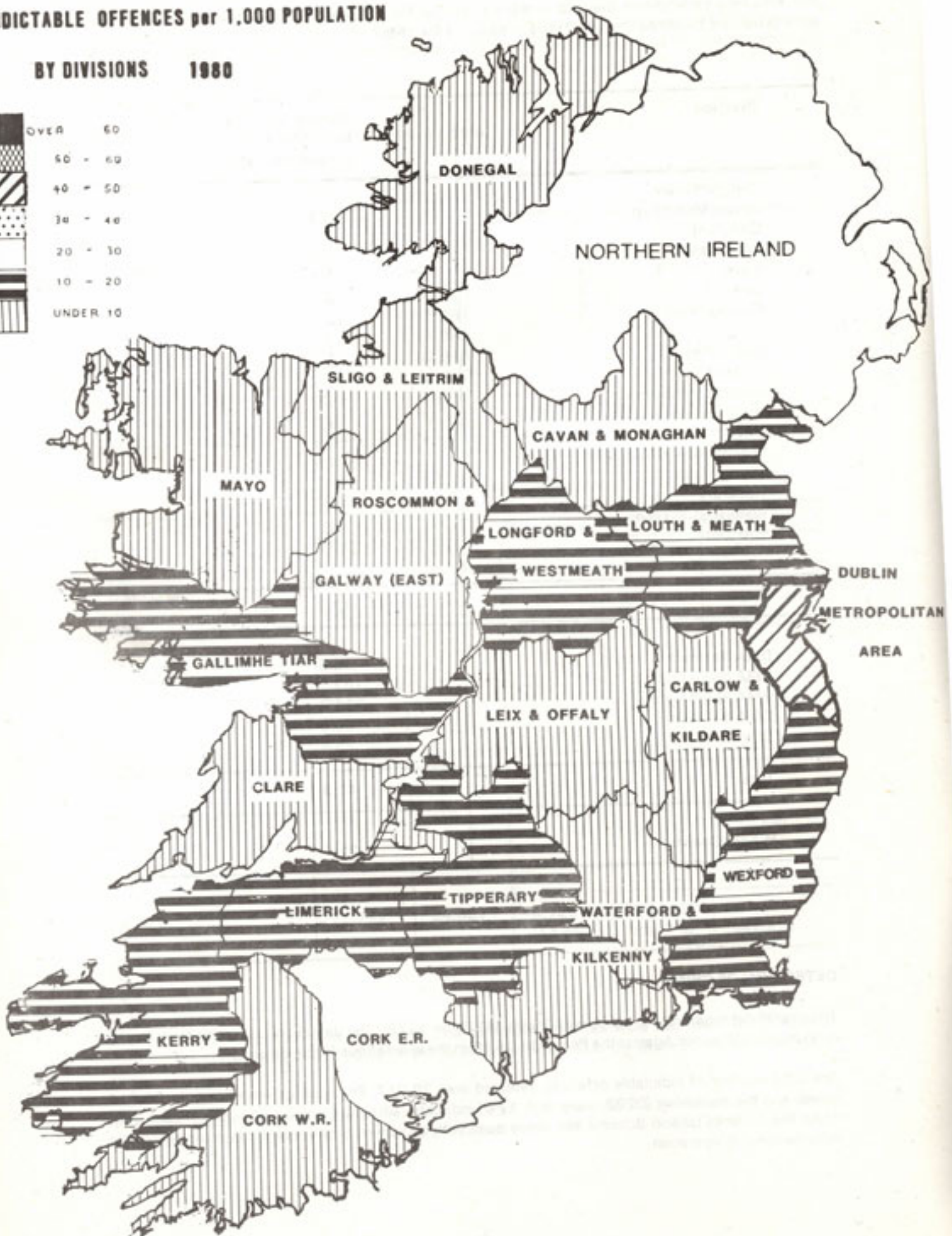
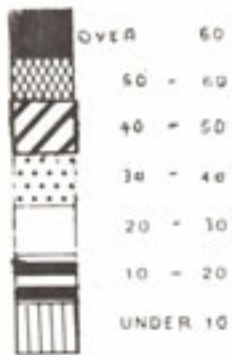
The overall detection rate in 1980 was 39.9% (41.2% in 1979). The detection rate varies from 88.1% in respect of Offences Against the Person to 36.4% in the less serious forms of larceny.

The total number of indictable offences detected was 29,017. Proceedings were taken in 26,814 cases, and the remaining 2,203 cases (col. 17 of indictable offences table) include cases dealt with under the Juvenile Liaison Scheme and cases dealt with by way of formal caution in areas where the scheme is not in operation.

GARDA SIOCHANA

INDICTABLE OFFENCES per 1,000 POPULATION

BY DIVISIONS 1980



OFFENCES AGAINST THE PERSON (GROUP I)

Murder, manslaughter, dangerous driving causing death, traffic fatalities, possession of firearms with intent to endanger life, assault and related offences comprise this group.

In 1980 a total of 2,353 offences were recorded in this group, an increase of 1.2% on 1979. The detection rate was 88.1% (91.4% in 1979)

OFFENCES RECORDED AND DETECTED IN THIS GROUP 1976 - 1980

Year	Recorded	Detected
1976	1,714	1,546
1977	2,063	1,802
1978	2,266	2,028
1979	2,326	2,126
1980	2,353	2,073

The overall figure of 2,353 offences against the person includes 871 (37.0%) committed in the DMA where the detection rate was 81.2% (85.9% in 1979).

MURDER

There were 20 murders in 1980, as compared with 22 in 1979. There were 7 cases of attempted murder.

MANSLAUGHTER

There were 4 cases of manslaughter in 1980, 2 of which arose out of traffic accidents.

TRAFFIC FATALITIES

There were 561 deaths arising from 500 fatal traffic accidents, a reduction of 55 deaths on the 1979 figure of 616. Ten (10) persons (22 in 1979) were charged with dangerous driving causing death and 11 persons (5 in 1979) were charged with dangerous driving causing serious bodily injury. Two (2) persons were charged with manslaughter (2 in 1979).

OFFENCES AGAINST PROPERTY WITH VIOLENCE (GROUP II)

Offences of burglary, aggravated burglary, robbery, arson and serious malicious damage to property are included in this group. A total of 24,878 offences were recorded in 1980, an increase of 15.5% on 1979 and the detection rate was 41.2% (44.5% in 1979).

OFFENCES RECORDED AND DETECTED IN THIS GROUP, 1976 - 1980

Year	Recorded	Detected
1976	20,903	9,152
1977	23,154	9,491
1978	21,119	9,308
1979	21,535	9,577
1980	24,878	10,246

Of the total number of offences in this Group 13,533 (54.4%) were committed in the DMA and the detection rate was 41.8% (46.9% in 1979).

ROBBERY

There were 1,133 robberies in 1980 showing an increase of 113 on the figure recorded for 1979. Firearms were used in 194 cases of robbery, a decrease of 34 on the previous year.

ARSON AND MALICIOUS DAMAGE

There were 1,499 cases of malicious damage of which 181 cases were arson; 789 (52.6%) were detected. In 1979 the total figure for arson was 150, showing an increase for 1980 of 20.7%.

BURGLARY

Offences of burglary and aggravated burglary which numbered 21,974 and 201 respectively, totalled 22,175, of which 8,991 (40.5%) were detected. In 1979, a total of 19,194 offences of this nature were recorded showing an increase of 15.5% for 1980. Firearms were used in 46 cases of aggravated burglary.

LARCENIES ETC. (GROUP III)

Larcenies, forgeries and frauds of various kinds comprise this group. In 1980, 45,298 such offences were recorded and this shows an increase of 5,318 (13.3%) on the figure for 1979. A total of 16,482 (36.4%) of these offences were detected. In 1979 detections amounted to 14,482 (36.2%).

OFFENCES RECORDED AND DETECTED IN THIS GROUP 1976 - 1980

Year	Recorded	Detected
1976	31,540	11,583
1977	37,465	12,922
1978	38,397	13,771
1979	39,980	14,482
1980	45,298	16,482

The overall figure of 45,298 offences recorded in this group includes 27,237 (60.1%) committed in the DMA where detections totalled 7,759 (28.5%). In 1979, detections in the DMA totalled 6,857 (28.5%). The number of larcenies from unattended vehicles at 14,729 shows an increase of 66 (0.5%) on the figure for the previous year.

OTHER INDICTABLE OFFENCES (GROUP IV)

This is a miscellaneous crime group in which 253 offences were recorded. A total of 216 (85.4%) of these offences were detected.

When compared with 1979 the overall figure shows an increase of 37 (17.1%). Of the total number of offences recorded, 137 (54.2%) were committed in the DMA and 121 (88.3%) of these were detected.

OFFENCES RECORDED AND DETECTED IN THIS GROUP, 1976 - 1980

Year	Recorded	Detected
1976	225	201
1977	264	224
1978	218	180
1979	216	185
1980	253	216

CASES PENDING

There were 15,522 cases of indictable offences pending in the District Court and 391 cases were awaiting trial on 31st. December, 1980, as compared with 11,635 cases pending in the District Court and 360 cases awaiting trial on 31st. December, 1979.

AGE GROUPS - CONVICTED PERSONS, 1980

A

Age groups of persons convicted, or against whom the charge was held proved and order made without conviction, in respect of crimes which were pending on 1st. January, 1980.

Under 14 years.	14 and under 17 years	17 and under 21 years	21 years and over	Total
376	926	1242	1923	4467

B

Age groups of persons convicted, or against whom the charge was held proved and order made without conviction, in respect of crimes which were committed during 1980.

Under 14 years.	14 and under 17 years	17 and under 21 years	21 years and over	Total
420	1272	2496	4560	8748

TOTAL (A) and (B)

Under 14 years.	14 and under 17 years	17 and under 21 years	21 years and over	Total
796	2198	3738	6483	13215

Age groups of persons convicted, or against whom the charge was held proved and order made without conviction, in respect of crimes committed in years:-
1976 - 1980

Year	Under 14 years	14 and under 17 years	17 and under 21 years	21 years & over	Total
1976	734	1,888	2,609	5,291	10,522
1977	515	1,784	2,844	5,558	10,701
1978	912	2,883	4,198	6,893	14,886
1979	684	2,789	3,945	6,338	13,756
1980	796	2,198	3,738	6,483	13,215

Juveniles (under 17 years of age) convicted or against whom charge was held proved and order made without conviction in years 1976 - 1980.

Year	Total number of persons convicted	Juveniles (under 17 years) convicted.
1976	10,522	2,622 (24.9%)
1977	10,701	2,299 (21.5%)
1978	14,886	3,795 (25.5%)
1979	13,756	3,473 (25.2%)
1980	13,215	2,994 (22.7%)

INDICTABLE OFFENCES RECORDED AND DETECTED BY GARDA DIVISIONS AND FOUR PRINCIPAL CITY DISTRICTS - YEAR ENDED 31st DECEMBER, 1980

DIVISION	GROUP I Offences Against the Person		GROUP II Offences Against Property with Violence		GROUP III Larcenies, etc.		GROUP IV Other Indictable Offences		Total Indictable Offences	Percentage variation on 1979 figures	No. of detections for 1980 (Area) compared with 1979
	Rec.	Det.	Rec.	Det.	Rec.	Det.	Rec.	Det.			
Carlow/Kildare	92	86	615	255	854	525	3	3	1,564	+ 7.2	869 (55.6%)
Cavan/Monaghan	30	28	294	148	385	252	9	6	708	+ 42.2	434 (61.3%)
Cork East	420	389	2,557	1,036	3,940	1,981	9	8	6,926	+ 19.6	3,414 (49.3%)
Cork West	30	28	201	105	400	214	3	2	634	- 6.9	349 (55.0%)
Clare	27	25	275	127	451	258	-	-	753	+ 20.5	410 (54.4%)
Dunegal	78	67	402	218	526	266	6	6	1,012	- 10.0	557 (55.0%)
D.M.A.											
Northern	118	96	2,182	1,200	3,580	1,375	3	3	5,883	+ 16.4	2,674 (45.5%)
North Central	374	306	2,572	1,046	8,758	2,527	113	97	11,817	+ 13.8	3,976 (33.6%)
South Central	156	119	2,865	1,128	8,193	1,757	8	8	11,222	+ 9.9	3,012 (26.8%)
Southern	174	144	3,394	1,315	4,173	1,278	9	9	7,750	+ 30.1	2,746 (35.4%)
Eastern	49	42	2,520	965	2,533	822	4	4	5,106	+ 12.0	1,833 (35.9%)
Galway West	42	38	545	152	817	313	1	1	1,405	+ 8.1	504 (35.9%)
Kerry	92	86	299	136	836	375	19	19	1,246	+ 9.5	616 (49.4%)
Leix/Oftaly	43	38	321	158	711	372	4	3	1,079	+ 12.9	571 (52.9%)
Limerick	93	89	993	413	1,922	806	17	14	3,025	- 9.7	1,322 (43.7%)
Longford/Westmeath	73	70	484	209	880	489	4	3	1,441	+ 14.6	771 (53.5%)
Louth/Meath	157	134	1,334	429	2,068	844	16	6	3,575	+ 16.1	1,413 (39.5%)
Mayo	38	37	153	112	418	275	2	2	611	+ 22.4	426 (69.7%)
Roscommon/Galway East	41	40	196	102	293	134	4	4	534	- 12.6	280 (52.4%)
Sligo/Leitrim	22	22	332	161	395	225	-	-	749	+ 10.6	408 (54.5%)
Tipperary	80	76	794	325	995	432	8	8	1,877	+ 21.4	841 (44.8%)
Waterford/Kilkenny	38	35	744	246	789	377	3	3	1,574	+ 6.1	661 (42.0%)
Wexford	86	78	816	260	1,381	585	8	7	2,291	+ 25.7	930 (40.5%)
Total	2,353	2,073	24,878	10,246	45,298	16,482	253	216	72,782	+ 13.6	29,017 (39.9%)
CITY DISTRICTS											
Dublin Metropolitan Area	871	707	13,533	5,654	27,237	7,759	137	121	41,778	+ 15.6	14,241 (34.1%)
Cork	284	263	2,002	749	2,813	1,346	7	6	5,106	+ 16.9	2,364 (46.3%)
Limerick	72	68	795	347	1,679	687	16	13	2,562	- 11.4	1,115 (43.5%)
Galway	20	17	388	90	658	246	1	1	1,067	+ 13.0	354 (33.2%)
Waterford	10	7	370	110	339	154	-	-	719	- 4.8	271 (37.7%)

INDICTABLE OFFENCES WHICH BECAME KNOWN TO THE GARDAI DURING THE YEAR ENDED 31st DECEMBER, 1980.

(1) NATURE OF OFFENCES	(2) No. of Offences reported or known	(3) No. of Offences in which Criminal Proceedings were Commenced	RESULT OF PROCEEDINGS IN CASES													(17) Crime for which the perpetrators were detected but for which no proceedings are shown.	Number (by Sex and Age Groups) of Persons convicted or against whom the Charge was held proved and Order made without Conviction.																																			
			(4) Informations refused	(5) Dealt with on Indictment and					(10) Committed for Trial and still awaiting Trial	(11) Dealt with Summarily and					(16) Still Pending in District Court		(18) Under 14 Years		(19) 14 - 17 Years		(20) 17 - 21 Years		(21) Above 21 Years		(22) Total																											
				Convicted	Acquitted	Found Insane & incapable of Pleading	Nolle Prosequi entered	Adjourned Sine Die or otherwise disposed of		Convicted	Dismissed	Charge proved & order made without Conviction	Charge Withdrawn	Adjourned Sine Die or otherwise disposed of			M	F	M	F	M	F	M	F																												
GROUP 1 Offences Against The Person																																																				
1. Murder (of persons aged above one year)	20	16			6				9																												6	6														
2. Murder (of infants aged one year and under)	1	1																																																		
3. Infanticide	-	-																																																		
4. Attempts to Murder	7	4						1	3																																											
5. Threats, Conspiracy, or Incitement to Murder	-	-																																																		
6. Manslaughter (other than Traffic Fatalities)	2	2			1				1																														1	1				2								
7. Manslaughter (Traffic Fatalities)	2	2							1																																											
8. Dangerous Driving causing Death	10	10			2																																											2	2			
9. Dangerous Driving causing serious bodily harm	12	11			1									5																										1			1	2		3	6					
10. Wounding and Other Acts endangering life (Felonies)	101	81	1	3					4	18	2			1																													5	1	6	2	21					
11. Wounding and Other Acts endangering life (Gardaí on duty)	14	13								6	1																																				2	1	3			
12. Assault, wounding & other like offences (Misdemeanours)	908	755			19				8	289	33	11	11	10	374	13																													2	3	102	4	199	5	337	
13. Assault, wounding & other like offences (Gardaí on duty)	978	939			25			1	1	13	366	32	6	16	471	8																														1	6	87	10	206	20	335
14. Endangering Railway Passengers	-	-																																																		

INDICTABLE OFFENCES WHICH BECAME KNOWN TO THE GARDAI DURING THE YEAR ENDED 31st DECEMBER, 1980.

(1) NATURE OF OFFENCES	(2) No. of Offences reported or known	(3) No. of Offences in which Criminal Proceedings were Commenced	RESULT OF PROCEEDINGS IN CASES												Number (by Sex and Age Groups) of Persons convicted or against whom the Charge was held proved and Order made without Conviction.																					
			(4) Informations refused	Dealt with on Indictment and					(10) Committed for Trial and still awaiting Trial	Dealt with Summarily and					(16) Still Pending in District Court	(17) Crime for which the perpetrators were detected but for which no proceedings are shown.	(18)		(19)		(20)		(21)		(22) Total											
				(5) Convicted	(6) Acquitted	(7) Found Insane & incapable of Pleading	(8) Nolle Prosequi entered	(9) Adjudged Sine Die or otherwise disposed of		(11) Convicted	(12) Dismissed	(13) Charge proved & order made without Conviction	(14) Charge Withdrawn	(15) Adjudged Sine Die or otherwise disposed of			M	F	M	F	M	F	M	F												
																										Under 14 Years	14 - 17 Years	17 - 21 Years	Above 21 Years							
GROUP 1 Offences Against The Person																																				
15. Intimidation and Molestation	8	7								3		1									3					2		2			1				5	
16. Intimidation by threatening letters, notices, etc.	9	4								1											3										1				1	
17. Cruelty to or neglect of children (on Indictment)	2	2																			2															
18. Abandoning children under two years	1																																			
19. Child Stealing	1	1										1																			1	1			2	
20. Procuring Abortion																																				
21. Concealment of Birth	5																				3															
22. Unnatural Offences	37	33										4		5							24	3						1		8					9	
23. Rape	46	30		6	4				2	2											16	2						3		4					7	
24. Indecent assault on females	111	72		5					2	19	2	1	2								41	4						3		20					23	
25. Defilement of Girls under 15 years	8	6								3											3	2								2					2	
26. Defilement of Girls between 15 and 17 years	12	10		1						4			3								2	1					1		4						5	
27. Incest	3	3							1	1											1									1					1	
28. Procurement																																				

INDICTABLE OFFENCES WHICH BECAME KNOWN TO THE GARDAI DURING THE YEAR ENDED 31st DECEMBER, 1980.

(1) NATURE OF OFFENCES	(2) No. of Offences reported or known	(3) No. of Offences in which Criminal Proceedings were Commenced	RESULT OF PROCEEDINGS IN CASES													(16) Still Pending in District Court	(17) Crimes for which the perpetrators were detected but for which no proceedings are shown.	Number (by Sex and Age Groups) of Persons convicted or against whom the Charge was held proved and Order made without Conviction.									
			(4) Informations refused	Dealt with on Indictment and					(10) Committed for Trial and still awaiting Trial	Dealt with Summarily and					(18) Under 14 Years			(19) 14 - 17 Years		(20) 17 - 21 Years		(21) Above 21 Years		(22) Total			
				(5) Convicted	(6) Acquitted	(7) Found Insane & incapable of Pleading	(8) Nolle Prosequi entered	(9) Adjourned Sine Die or otherwise disposed of		(11) Convicted	(12) Dismissed	(13) Charge proved & order made without Conviction	(14) Charge Withdrawn	(15) Adjourned Sine Die or otherwise disposed of	M			F	M	F	M	F	M		F		
															M			F	M	F	M	F	M		F		
GROUP I Offences Against The Person																											
29. Abduction	2	1		1																		1	1				
30. Bigamy																											
31. Kidnapping	9	3						1		1				1													
32. Possession of Firearms with intent to endanger life	15	14		1						1	1		1	10				2			2	2	6				
33. Possession of Firearms while taking vehicle without authority	15	2								2								1			1		1				
34. Use of Firearms to resist arrest or aid escape	1																										
35. Possession of Firearms or ammunition in suspicious circumstances	8	8							1			1	1	5							1		1				
36. Carrying Firearms with Criminal Intent	5	3		1						1				1	1			2			1		3				
TOTAL GROUP I	2,353	2,033	1	72	4		2	1	46	726	72	25	36	18	1,030	40	3		36	10	214	15	474	27	779		

INDICTABLE OFFENCES WHICH BECAME KNOWN TO THE GARDAI DURING THE YEAR ENDED 31st DECEMBER, 1980.

(1) NATURE OF OFFENCES	(2) No. of Offences reported or known	(3) No. of Offences in which Criminal Proceedings were Commenced	RESULT OF PROCEEDINGS IN CASES													(17) Crime for which the perpetrators were detected but for which no proceedings are shown.	Number (by Sex and Age Groups) of Persons convicted or against whom the Charge was held proved and Order made without Conviction.								
			(4) Informations refused	Dealt with on Indictment and					(10) Committed for Trial and still awaiting Trial	Dealt with Summarily and					(16) Still Pending in District Court		(18) Under 14 Years		(19) 14 - 17 Years		(20) 17 - 21 Years		(21) Above 21 Years		(22) Total
				(5) Convicted	(6) Acquitted	(7) Found Insane & incapable of Pleading	(8) Nolle Prosequi entered	(9) Adjourned Sine Die or otherwise disposed of		(11) Convicted	(12) Dismissed	(13) Charge proved & order made without Conviction	(14) Charge Withdrawn	(15) Adjourned Sine Die or otherwise disposed of			M	F	M	F	M	F	M	F	
GROUP III Larcenies Etc.																									
55. Larceny from The Person	4,409	808	2	10	1			8	156	8	2	5	6	610	24	22	12	39	1	18	1	16	2	111	
56. Larceny of Motor Vehicles and Accessories	2,027	439		5				5	165	17	6	3		238	30	22		24	3	55		78		182	
57. Larceny of Pedal Cycles	670	172		3				2	69	9	2		2	85	55	6		28		21	1	23		79	
58. Larceny from Unattended Vehicles	14729	3,125	11	18	1	2		14	900	36	39	10	13	2081	194	34		129		338	3	228	10	742	
59. Other Larcenies	17679	6,468	1	135	9	4	4	62	2,352	123	111	44	90	3,533	1004	94	20	278	59	488	99	992	532	2,562	
60. Embezzlement	125	122		1	2			18	37	3			2	59	1			1				34	3	38	
61. Obtaining of Goods by false pretences	848	712		15				36	338	9	2	4		308	13			7		23	1	275	11	317	
62. Other Frauds	486	395		4				12	157	6	3	7	1	205	3			1		26	1	80	25	133	
63. Forgery and Uttering	3,574	2,139	1	31				76	1,013	16	1	2	10	989	30			23		61	45	590	123	842	
64. Receiving Stolen Goods	728	677	11	11	1			15	204	34	3	14	3	381	51	3		17		53	1	106	8	188	
65. Post Office Act - Offences Against	21	16							12	1				3	3			2				1	10	13	
66. Coinage Acts - Offences Against	2	1							1														1	1	
TOTAL GROUP III	45,298	15,074	26	233	14	6	4	248	5,404	262	169	89	127	8,492	1,408	181	32	549	63	1,083	152	2,423	725	5,208	

INDICTABLE OFFENCES WHICH BECAME KNOWN TO THE GARDAI DURING THE YEAR ENDED 31st DECEMBER, 1980.

NATURE OF OFFENCES (1)	No. of Offences reported or known (2)	No. of Offences in which Criminal Proceedings were (3)	RESULT OF PROCEEDINGS IN CASES												Still Pending in District Court (16)	Crime for which the perpetrators were detected but for which no proceedings are shown. (17)	Number (by Sex and Age Groups) of Persons convicted or against whom the Charge was held proved and Order made without Conviction.																											
			Informations refused (4)	Dealt with on Indictment and (5) (6) (7) (8) (9)					Committed for Trial and still awaiting Trial (10)	Dealt with Summarily and (11) (12) (13) (14) (15)							(18)		(19)		(20)		(21)		(22)																			
				Commenced	Convicted	Acquitted	Found Insane & incapable of Pleading	Nolle Prosequi entered		Adjourned Sine Die or otherwise disposed of	Convicted	Dismissed	Charge proved & order made without Conviction	Charge Withdrawn			Adjourned Sine Die or otherwise disposed of	Under 14 Years	14 - 17 Years	17 - 21 Years	Above 21 Years	Total																						
																						M	F	M		F	M	F	M	F														
GROUP IV Other Indictable Offences																																												
67. Official Secrets Act																																												
68. Treason Act 1939 - Offences Against																																												
69. Offences Against The State Act 1939 - Breaches of	2	2		1	1																																							
70. Riot or Unlawful Assembly	-	-																																										
71. Indecent Exposure (Public Indecency)	26	18		2						7					9	5					2						5																	
72. False Imprisonment	13	2							1						1																													
73. Public Mischief	8	6								4					2	2		1									3																	
74. Conspiracy	3	3								1					2																													
75. Other Indictable Offences	201	171		9	1				6	28	5	1	3	1	117	7	1	6		12						17																		
TOTAL GROUP IV	253	202		12	2				7	40	5	1	3	1	131	14	1	7		14					25																			
GRAND TOTALS	72782	26814	32	552	35	1	15	9	391	9167	458	249	170	213	15522	2203	380	40	1190	82	2283	213	3787	773	8748																			

VALUE OF PROPERTY STOLEN AND RECOVERED IN 1980

Table showing:- (1) Offences against property with violence (line 37 to 40 inclusive of the table of indictable offences for 1980).
(2) Larcenies etc. offences against property without violence (line 55 to 59 inclusive of table of indictable offences for 1980).

	Less than £10	£10 and less than £50	£50 and less than £100	£100 and less than £200	£200 and less than £300	£300 and less than £400	£400 and less than £500	£500 and less than £1,000	£1,000 and less than £5,000	£5,000 and over	Total No. of crimes	Total value of property stolen	Total value of property recovered	Total No. of cases in which no property was stolen
(1) No. of offences against property with violence	2,046	5,038	3,114	2,990	1,803	991	862	1,601	1,284	218	19,947	£ 8,537,620	£ 990,376	3,361
(2) No. of larcenies etc.	4,662	13,876	8,294	6,106	2,497	1,022	683	1,188	736	71	39,135	£ 6,152,336	£ 746,225	379

TOTAL VALUE OF PROPERTY STOLEN

1980 £14,689,956.00
1979 £11,524,739.00

TOTAL VALUE OF PROPERTY RECOVERED

£1,736,601.00 (11.8%)
£1,699,170.00 (14.7%)

AGE ANALYSIS OF MURDERED PERSONS – 1980

Age in years	0 – 9	10 – 14	15 – 16	17 – 20	21 – 29	30 – 64	65 – 74	75 – 99
No. of persons	–	–	–	1	7	12	–	–

MURDERS RECORDED AND DETECTED IN 1980 BY DIVISIONS

DIVISION	Recorded	Detected
Carlow/Kildare	2	–
Cavan/Monaghan	1	1
Cork East	1	–
Cork West	–	–
Clare	1	1
Donegal	2	2
DMA – Northern	–	–
North Central	2	2
South Central	2	1
Southern	–	–
Eastern	1	1
Galway West	2	2
Kerry	–	–
Leix/Offaly	1	1
Limerick	1	1
Longford/Westmeath	–	–
Louth/Meath	–	–
Mayo	–	–
Roscommon/Galway East	2	2
Sligo/Leitrim	–	–
Tipperary	–	–
Waterford/Kilkenny	1	1
Wexford	1	1
Totals	20	16

ANALYSES OF ARMED ROBBERIES - LINE 40 TABLE OF INDICTABLE OFFENCES - 1980

	House/ Flat	Bank	P.O.	Betting Office	Licensed Premises	Chemist Shop	Shop/ Stall	Garage	Factory/ Store	Hospital	Office	Dance Hall	Public Bldg.	Street/ Road	Hotel	Petrol Stn.	Railway Stn.	Other	TOTAL
Carlow/Kildare		4	1															2	7
Cavan/Monaghan	1	3	1	1							1					1		2	10
Clare		1																	1
Cork East	1										2							1	4
Cork West																			
Donegal		2							1										3
DMA - Northern			1				3		1		4				1	1		8	19
North Central	1	1		2	4		9	1			8	1	1	1		1		5	35
South Central		4	1		7		17		1	1	4						1	6	42
Southern	3	1	3		3	2	5				6							4	27
Eastern			1				2	1			1								5
Galway West		1																	1
Kerry		1																	1
Leix/Offaly		1																	1
Limerick					2														2
Longford/Westmeath		2																	2
Louth/Meath		8	1				3				1							4	17
Mayo																			
Roscommon/Galway East		1																	1
Sligo/Leitrim							1												1
Tipperary		2															1	1	4
Waterford/Kilkenny		2						1								3			6
Wexford		2									1					1		1	5
TOTALS	5	37	9	3	16	2	40	3	3	1	28	1	1	1	1	7	2	34	194

ANALYSES OF ARMED ROBBERIES in 1980 showing value of property stolen by type of premises

Up to £99.99	1		1		4	1	17	1		1						2		5	33
£100 to £499.99			1	1	4	1	11	1			6					4		5	34
£500 to £999.99	1		2		2						7	1						3	16
£1000 to £4999.99	2	7	2	2	5		3		1		9		1		1			6	39
£5000	1	28	2		1		8		2		5						1	13	61
Nothing taken		2	1				1	1			1			1		1	1	2	11
TOTALS	5	37	9	3	16	2	40	3	3	1	28	1	1	1	1	7	2	34	194

ANALYSES OF AGGRAVATED BURGLARIES WHERE FIREARMS WERE USED - LINE 38 TABLE OF INDICTABLE OFFENCES - 1980

DIVISION	House Flat	Bank	P.O.	Betting Office	Licensed Premises	Chemist Shop	Shop/ Stall	Garage	Factory/ Store	Hosp.	Office	Dance Hall	Public Bldg.	Hotel	Petrol Stn.	Railway Station	Other	TOTAL
Carlow/Kildare	1																	1
Cavan/Monaghan																	1	1
Clare																		
Cork East	3																1	4
Cork West																		
Donegal	1																	1
DMA - Northern	1				1				1									3
North Central							2				1			1				4
South Central	1				3		5										1	10
Southern	6			1	1													8
Eastern	5	1															1	7
Galway West																		
Kerry							1											1
Leix/Offaly																		
Limerick	1																	1
Longford/Westmeath																		
Louth/Meath	4																	4
Mayo																		
Roscommon/Galway East																		
Sligo/Leitrim																		
Tipperary																		
Waterford/Kilkenny																		
Wexford	1																	1
TOTALS	24	1		1	5		8		1		1			1			4	46
CASH ANALYSIS OF AGGRAVATED BURGLARIES where Firearms were used in 1980 showing value of property stolen by type of premises																		
Up to £99.99	4				1		3											8
£100 to £499.99	8				1		3											10
£500 to £999.99																		
£1,000 to £4,999	3				1									1				5
£5,000 +	4	1																5
Nothing taken	7			1	2		2		1		1						4	18
TOTALS	24	1		1	5		8		1		1			1			4	46

Arms, Ammunition, Explosives seized by the Gardai during the year 1980.

During the year, 1980 , the following quantities of Arms, Ammunition, Explosives, etc., illegally held, were seized by the Gardai from various sources.

189	Firearms (including Rifles, Shotguns, Machineguns, Pistols, Revolvers, etc.)
31,911	Rounds of ammunition (assorted)
3,941	Shotgun Cartridges.
9	Hand Grenades
14,280	Lbs Explosive Mixture.
148	Lbs. Gelegnite/Gelatine.
81	Pints Nitrobenzine.
138	Bombs (various home-made types)
15	Incendiary Devices.
69	Rockets (including 2 RPG7 Russian Rockets).
1,010	Detonators (assorted).

In addition to above large quantities of cordtex, detonating fuse and electric wire were seized. A large amount of component parts of firearms and explosive equipment was also seized, including timing devices and various items of radio equipment.

Non-Indictable Offences—Proceedings and persons convicted in Year 1980.

OFFENCES (1)	No. of Offences in which proceedings were taken (2)	Charges withdrawn or dismissed (3)	Number of convictions (4)	Charges proved and order made without conviction (5)	Adjourned sine die or otherwise disposed of (6)	No. of persons convicted or against whom charge was held proved or order made without conviction. (7)
1. (a) Assaults	5410	976	3449	369	616	3578
(b) .. Gardai on duty	1075	114	772	46	143	771
2. Cruelty to Animals	161	24	115	11	11	117
3. (a) Dogs, Offences in relation to Licensing of (Finance Act, 1925)	516	43	428	27	18	384
(b) Dogs Order, 1966 (wearing of dog collars etc.)	118	19	92	6	1	84
(c) Dogs, Protection of Livestock Act, 1960 (dogs worrying livestock)	84	14	66	2	2	61
4. School Attendance Act, 1926, Offences against	231	35	159	26	11	171
5. Traffic Acts, Offences against:—						
(a) Lighting Regulations—Pedal Cycles (i) No front lamp	864	92	689	69	14	731
.. .. . (ii) No rear lamp	519	41	422	51	5	428
.. .. . (iii) No reflector	286	22	240	24	—	244
(b) —M.P.V.	31580	3063	24273	3264	980	19755
(c) —Animal-drawn vehicles	14	2	12	—	—	9
(d) Licences—Driving	46123	8718	29124	6279	2002	28538
(e) Obstruction	3052	296	2493	175	88	2446
(f) Dangerous Parking	508	70	385	28	25	406
(g) Road Traffic General Bye-Laws, 1964	4555	575	3511	319	150	3500
(h) Local Bye-Laws	63975	11872	47732	3327	1044	50830
(i) Dangerous and Careless Driving	12796	2153	9184	649	810	9398
(j) Compulsory Insurance	50574	12168	29365	5890	3151	28188
(k) Drink and Driving:						
(i) Driving or attempting to drive M.P.V. while drunk	1457	442	896	—	119	896
(ii) Being in charge of M.P.V. while drunk	140	34	103	—	3	103
(iii) Driving or attempting to drive M.P.V., blood/alcohol concentration above prescribed limit	6467	721	5046	—	700	5046
(iv) Being in charge of M.P.V. blood/alcohol concentration above prescribed limit	264	24	208	—	32	208
(v) Refusing to provide preliminary specimen of breath	412	53	320	—	39	308
(vi) Refusing to provide or permit taking of blood/urine specimen at Garda stations	769	119	559	—	91	544

Non-Indictable Offences—Proceedings and persons convicted in Year 1980.

OFFENCES (1)	No. of Offences in which proceedings were taken (2)	Charges withdrawn or dismissed (3)	Number of convictions (4)	Charges proved and order made without conviction (5)	Adjourned sine die or otherwise disposed of (6)	No. of persons convicted or against whom charge was held proved or order made without conviction. (7)
(l) Driving or attempting to drive or being in charge of animal-drawn vehicle while drunk	5	1	4	—	—	4
(m) Driving or attempting to drive pedal cycle while drunk	31	1	27	1	2	28
(n) Exceeding speed limit (i) Built-up area	14669	677	13090	684	218	13544
.. .. . (ii) Special	2708	127	2383	168	30	2452
.. .. . (iii) Ordinary	1611	96	1407	62	46	1394
.. .. . (iv) General	4239	181	3793	176	89	3873
(o) Driving dangerously, defective M.P.V.	218	31	167	10	10	172
(p) Other offences	14799	2486	10201	1424	688	10017
(q) Construction Equipment and Use of Vehicles Regulations, 1963						
.. .. . (i) Defective tyres	9357	713	7870	571	203	6942
.. .. . (ii) .. steering	168	14	138	5	11	127
.. .. . (iii) .. brakes	2223	125	1882	162	54	1791
.. .. . (iv) Other Offences	16947	1834	13010	1506	587	11381
6. (a) Taking M.P.V. without authority	2522	246	1924	144	208	1909
(b) Unauthorised interference with mechanism of M.P.V.	1410	221	967	128	94	1070
(c) Taking possession of pedal cycle without consent	75	7	48	14	6	58
7. Road Transport Acts	1584	225	1040	128	191	996
8. Roads Act and Finance Acts—Excise Licence	65313	10784	43502	7897	3130	37826
9. Intoxicating Liquor Laws, Offences against:						
(a) Illegally on Licensed Premises during closing hours	7777	432	6761	81	503	6792
(b) Drunkenness, Simple	2686	212	2163	215	96	2246
(c) Drunkenness with aggravation	3556	353	2674	336	193	2852
(d) Offences by Licensed Persons (or their Servants) against closing Regulations	1485	495	838	25	127	813
(e) Other Offences by Licensed Persons (or their Servants)	284	59	213	6	6	170
(f) Supplying or selling drink to persons under 18 years	90	40	24	9	17	22
(g) Offences in connection with Registered Clubs	30	6	22	2	—	23
(h) Other offences against Intoxicating Liquor Laws	526	49	400	16	61	380

Non-Indictable Offences—Proceedings and persons convicted in Year 1980.

OFFENCES	No. of Offences in which proceedings were taken	Charges withdrawn or dismissed	Number of convictions	Charges proved and order made without conviction	Adjourned sine die or otherwise disposed of	No. of persons convicted or against whom charge was held proved or orde- made without conviction.
(1)	(2)	(3)	(4)	(5)	(6)	(7)
10. Labour Laws, offences against	25	4	8	3	10	11
11. Malicious Damage to Animals, Fences, etc.	2464	313	1762	184	205	1762
12. Police Regulations, Offences against:—						
(a) Dublin Metropolitan Police Acts	1273	178	811	212	72	1006
(b) Summary Jurisdiction (Ireland) Act, 1851	549	72	434	35	8	453
13. Prostitution	309	4	305	—	—	305
14. Living on earnings of prostitute	5	—	5	—	—	5
15. Loitering with intent	44	8	31	2	3	33
16. Revenue Laws, Offences against	258	45	151	20	42	126
17. Stealing, Receiving or Possessing Stolen Property (not the subject of larceny at Common Law)	450	61	276	11	102	265
18. Street Trading Act, 1926—Offences against	893	91	644	135	23	657
19. Vagrancy Acts—Offences against:—						
(a) Begging	190	38	118	27	7	145
(b) Other Offences	581	113	377	76	15	400
20. Wireless Telegraphy Act, 1926—Offences against	158	12	133	9	4	142
21. Firearms Acts—Offences against	240	18	188	8	26	179
22. Explosives—Offences in relation to	2	—	2	—	—	2
23. Dangerous Drugs Act 1934 - Health Act 1970 and Misuse of Drugs Act 1977 (Offences in relation to controlled drugs):						
(a) Unlawful possession of controlled drugs	685	48	432	6	199	436
(b) Unlawfully procuring controlled drugs	8	—	8	—	—	7
(c) Unlawfully supplying (peddling) controlled drugs	22	5	11	—	6	11
(d) Other offences	236	37	119	16	64	134
24. Offences under Juries Act, 1976	310	83	84	32	111	86
25. Other Offences	7847	1491	5069	556	731	4609
TOTAL	402,812	63,726	285,159	35,664	18,263	274,400

NON-INDICTABLE OFFENCES BY DIVISION - YEAR ENDED 31st. DECEMBER, 1980.

Division	Total No. of offences in which proceedings were taken
Carlow/Kildare	11,287
Cavan/Monaghan	12,420
Cork East	40,515
Cork West	9,287
Clare	9,333
Donegal	9,860
DMA	172,238
Galway West	6,913
Kerry	14,107
Leix/Offaly	9,675
Limerick	12,975
Longford/Westmeath	13,032
Louth/Meath	18,807
Mayo	9,196
Roscommon/Galway East	8,825
Sligo/Leitrim	7,702
Tipperary	15,785
Waterford/Kilkenny	12,201
Wexford	8,654
TOTAL	402,812

The following table shows a breakdown of the principal offences for which proceedings were taken.

Type of offences	Number of offences in which proceedings were taken
Highway Acts (Road Traffic Acts, Road Transport Acts and Roads Act)	362,234
Intoxicating Liquor Laws	16,434
Assaults	6,485
School Attendance Act	231
Dog Acts	718
Malicious Damage	2,464
Street Trading Act	893
Vagrancy Acts	771
Drug Offences	951
Dublin Metropolitan Police Acts	1,273
Prostitution	309
Other	10,049

CRIME PREVENTION

Specially trained personnel are engaged in crime prevention advisory work in all Garda Divisions. In Dublin the Crime Prevention Unit is located at Osmond House, Ship Street.

In the Dublin Metropolitan Area a total of 352 commercial properties were surveyed. A number of surveys were also carried out by Crime Prevention Sergeants throughout the country.

Lectures and talks were given to Residents' Associations, Ladies' Clubs, Security Organisations, and business and commercial groups on various aspects of 'crime prevention'. A total of 82 such lectures/talks were delivered in the Dublin Metropolitan Area.

Hereunder is a list of Exhibitions mounted in 1980:-

1. R.D.S. - Dublin - Holiday and Leisure Fair, 1980
2. R.D.S. - Dublin - Irish Motor Show '80
3. R.D.S. - Dublin - Brighter Homes Exhibition '80
4. R.D.S. - Dublin - Caravan/Camping Exhibition.
5. Tralee, Co. Kerry - "Kerindex" '80 Exhibition

TOTAL	6.	R.D.S. - Dublin - Spring Show			Particulars
12,842	7.	Clonmel, Co. Tipperary - Horse Show			Juveniles admitted to the Scheme since its inception in 1980
5,109	8.	Carrigtwohill, Co. Cork - Motor Show			
	9.	R.D.S. - Dublin - Horse Show			
1,481	10.	Sligo, Co. Sligo - Annual Show	TOTAL		
1,952	11.	Ardara, Co. Donegal - Annual Show			Exhibitions
	12.	Limerick City - Annual Show			Cases closed, subject 17 years of age
8,888	13.	R.D.S. - Dublin - Irish Drapers' Exhibition			Cases closed, supervisor withdrawn after 5 years
4,387	14.	Salthill, Galway - Ideal Homes Exhibition			Number of visits to homes of juveniles
518,148	15.	R.D.S. - Dublin - I.B.E.T.A. Exhibition			Visits to Boys' Clubs
38,281	16.	Cork City - Ideal Homes Exhibition			Lectures and Meetings
18,933					

JUVENILE LIAISON SCHEME

The scheme was first established in 1963 in the DMA and later extended to other areas. Juvenile Liaison Officers are specially selected and receive training in dealing with juveniles involved in criminal behaviour.

In 1980 Garda Juvenile Liaison Officers and members of the Community Relations Section attended numerous seminars and discussion groups concerning young people and youth work etc. They have also given talks in schools, colleges, youth clubs and to boy scout and girl guide groups on matters concerning youth activity, the role of the Gardai, teenage drinking, vandalism and associated topics.

During 1980 the Juvenile Liaison Scheme was extended to a number of areas where previously no Juvenile Liaison Officer had been appointed. The appointment of some additional members in existing areas where the case load and other circumstances warrants, is at present being implemented.

Since the inception of the scheme in 1963, 14,651 offenders have been cautioned and supervised by the Gardai.

Particulars		DMA	All other Divisions	TOTAL
Juveniles admitted to the Scheme since its inception in 1963	Boys	7,008	5,534	12,542
	Girls	1,155	954	2,109
	TOTAL	8,163	6,488	14,651
Recidivists		945	710	1,655
Cases closed, subject 17 years of age		3,753	2,842	6,595
Cases closed, supervision withdrawn after 2 years		2,675	1,612	4,287
Number of visits to homes of delinquents		119,324	95,822	215,146
Visits to Boys' Clubs		15,282	20,279	35,561
Lectures and Meetings		5,934	10,999	16,933

During 1980, 1,366 juveniles were admitted to the scheme (1,168 boys and 198 girls).

Particulars		DMA	All other Divisions	TOTAL
	Juveniles admitted during 1980	Boys Girls	460 71	708 127
	TOTAL	531	835	1,366
Recidivists		43	58	101
Cases closed, subject 17 years of age		183	226	409
Cases closed, supervision withdrawn after 2 years		226	397	623
Visits to delinquents' homes		6,870	11,339	18,209
Visits to Boys' Clubs		1,475	1,587	3,062
Lectures and Meetings		756	1,692	2,448

Outside the areas where juvenile Liaison Officers have been appointed there is also provision for the cautioning of juveniles under the age of 17 years for certain minor crimes and offences. These young people are subject to a less formal type of surveillance by the local Gardai for as long as may be necessary, and are included in the figure of 2203 at column 17 of indictable offences table.

GARDA COMMUNITY RELATIONS

The Garda Community Relations Office at Garda Headquarters has special responsibility for Community Relations, Juvenile Liaison and Crime Prevention (outside the Dublin Metropolitan Area). In 1980, considerable progress was achieved in this area when a Sergeant was appointed as full time Community Relations/Crime Prevention Officer in each of the eighteen Divisions outside the Dublin Metropolitan Area. The new appointees attended a course of instruction at Osmond House, Dublin, and the programme included lectures on health education, social welfare services, liaison methods with statutory and voluntary organisations, the care of the old and the lonely and the services available to drug addicts. The services of community relations personnel from other police forces were availed of to give lectures. Since the majority of the participants were trained and employed as part time Crime Prevention Officers the course was also designed to update them on current crime prevention techniques and the latest developments in the technical field.

MISUSE OF DRUGS ACT

Full time drug units now operate in Dublin, Cork and Limerick. In addition there are a number of members in each Garda Division who have undertaken special courses in the enforcement of this legislation.

The number of persons charged increased from 594 in 1979 to 991 - an increase of 66.8%. In May 1980, 520.5 kilogrammes of cannabis were seized at Dublin Docks, the largest seizure of its kind made in this country. 105.25 grammes of heroin were seized during 1980. Heroin seizures during 1979 and 1978 were 5 grammes and 27 grammes respectively and the 1980 figure is a cause for concern. Another first for this country was a find of 30 opium poppy plants growing.

The assistance provided by the Customs Service at the various entry posts to the State has been considerable, and the fruitful liaison between the Force and the Customs Service will continue to make it difficult for importers of illegal drugs.

During 1980 there was a total of 246 lectures or talks given by members of the Gardai on drug abuse, the majority of which were given by members of the Drug Squad at Dublin, Cork and Limerick. During the corresponding years of 1978 and 1979 there were 84 and 131 talks given respectively.

The following table shows the breakdown by age and sex of persons charged during 1980.

Under 17 years		17 and under 21 years		21 years and over	
M.	F.	M.	F.	M.	F.
7	3	251	49	607	74

PARTICULARS OF DRUGS SEIZED

TYPE OF DRUG	QUANTITY SEIZED
Cannabis	550.5kg.
Cannabis Resin	33.5kg.
Cannabis Plants	2099
Hash Oil	36g.
Cannabis Seed	1279.5g.
THC	79g.
Cocaine	113.6g. 100t.
Heroin	105.25g.
Opium	21g. 30 plants
Morphine	12g. 328t. 773amp. 584 mls.
Morphine based:	
Omnopon	39t.
Dromoran	100t. 17 amp.
Psilocybin	2.4g. 1000 mushrooms
L.S.D.	489t.
Barbiturates	10200t.
Non Barbiturate sedatives and Tranquillisers	9000t.
Amphetamines	167t.
Synthetic Opiates	4140t. 218 amp.

Amp. — Ampules
 t. — tablet
 g. — gramme
 kg. — kilogramme
 mg. — milligramme
 m.l. — millilitre

DRUG OFFENCES - PERSONS CHARGED 1980.

DIVISIONS	No. of Persons Charged	Persons Charged		TYPE OF DRUG	No. of Persons Charged
		Nationality	Number		
Dublin Metropolitan Area	669	Irish	950	Cannabis Resin	295
Carlow/Kildare	4	English	29	Cannabis	147
Cavan/Monaghan	3	North American	3	Cannabis Plants	47
Clare	1	Scottish	2	Hash Oil	9
Cork East	169	W/African	2	Heroin	47
Cork West	81	German	2	Morphine	43
Donegal	1	Australian	1	Opium	8
Galway West	3	South American	1	Barbiturates	33
Kerry	15	Sudanese	1	Synthetic Narcotics	119
Leix/Offaly	-			Cocaine	50
Limerick	3			T.H.C.	12
Longford/Westmeath	14			L.S.D.	12
Louth/Meath	11			Pallacybin	10
Mayo	-			Non Barbiturate Sedatives & Tranquillizers	11
Roscommon/Galway East	-			Amphetamines	19
Sligo/Leitrim	-				
Tipperary	3			Other Offences Under Misuse of Drugs Act 1977	
Waterford/Kilkenny	3			Forged Prescriptions	62
Wexford	11			Importation of Drugs	17
				Cultivation of Cannabis Plants	18
				Allow Premises to be used for Drug Abuse	19
				Conspiracy to supply drugs	7
				Attempt to obtain drugs	6
TOTALS	991		991	TOTAL	991

**CRIMES IN WHICH DRUGS AND POISONS WERE STOLEN
BY TYPE OF PREMISES OR PLACE 1980.**

	House/ Flat	Chemist Shop	Clinic	Shop/ Stall	Factory/ Store	School	Office	Hospital	Hotel	Railway/ Station	Car Park	Street/ Road	Other	TOTAL
Carlow/Kildare		3												3
Cavan/Monaghan		1	1											2
Clare					1									1
Cork East		3		1	2	1			2		1	2	3	15
Cork West														
Donegal		3	1	1										5
DMA - Northern	5	17		1		1					1		3	28
North Central	1	22		4				3				10	3	43
South Central		11	1	4			1	3			4	7	1	32
Southern	2	23		2	4			2	1			6	2	42
Eastern	3	20	1	2				3				4	1	34
Galway West	1	1												2
Kerry		1		1						1				3
Leix/Offaly	1	1	1	1										4
Limerick		1												1
Longford/Westmeath		3						2						5
Louth/Meath	1	5	3	1									1	11
Mayo								1						1
Roscommon/Galway East		2		1										3
Sligo/Leitrim		2	1											3
Tipperary		4			1		1	2					1	9
Waterford/Kilkenny		7						1						8
Wexford		4	1				1	1				1		8
TOTAL	14	134	10	19	8	2	3	18	3	1	6	30	15	263

SUB-AQUA UNIT

The Garda Sub-Aqua Unit was established in 1966 to carry out searches for:

- (a) weapons used in the commission of crime or other evidence of crime deposited in water.
- (b) bodies of victims of crime or drowning accidents.

The Unit carried out 41 major operations.

These operations were performed in rivers, lakes, bogs, canals and at sea in search of evidence, bodies and weapons.

THE EMERGENCY 999 SERVICE

During the year 164,312 emergency 999 calls were received by the Garda. 143,986 calls at the Communications Centre, Dublin Castle, 10,917 at the Communications Room, Union Quay, Cork City, 3,700 calls at Eglinton St. Station, Galway City, 2,445 calls at the Communications Room, Henry St. Limerick, 1,282 calls at the Communications Room, Waterford, 153 calls at the Communications Room, Letterkenny, 1,800 calls at the Communications Room, Dundalk, and 39 calls at the Communications Room, Portlaoise.

STOLEN MOTOR VEHICLE INVESTIGATION UNIT

This Unit which operates for the whole country is based in Dublin Castle.

Close liaison is maintained with similar units in other countries and this co-operation has led to the recovery of many stolen vehicles.

During 1980 the Unit recovered 233 cars stolen in the State bearing false registration numbers, 18 cars stolen in England bearing false registration numbers and 16 cars stolen in Northern Ireland bearing false registration numbers.

ROAD TRAFFIC

The strength of Traffic Corps was maintained throughout the year and their activity in the enforcement of all aspects of Road Traffic legislation, particularly in relation to drunken driving has, perhaps, contributed to the decrease in road fatalities. Road accident figures show that 561 persons were killed on roads in 1980, as compared with 616 in 1979, a drop of 55.

**TRAFFIC OFFENCES - DRINK AND DRIVING 1980
ANNUAL STATISTICS OF BREATH TESTS
BLOOD/URINE TESTS, ARRESTS, ETC.**

1. BREATH TESTS	
(a) Total number of persons breath tested	14,400
(b) Breath test positive	9,100
(c) Breath test negative	5,300
(d) Breath test refused	442
2. BLOOD/URINE TESTS	
(a) Blood specimen given	6,751
(b) Urine specimen given	2,582
(c) Specimen refused	807
3. ARRESTS	
(a) For refusing breath tests (Section 29(3) R.T.A. 1968) and Section 13(2) of the Road Traffic (Amendment) Act, 1978	442
(b) Arrest without breath test (Section 49 and 50 R.T.A. 1961 and Section 10 and 11 Road Traffic (Amendment) Act, 1978	2392
4. ANALYSES OF SPECIMENS	
(a) Under 100 milligrams	730
(b) Over 100 milligrams	6834
(c) Specimens still to be analysed at end of year	1603
(d) Insufficient or spoiled	166
TOTAL ANALYSES	9333

**NON INDICTABLE OFFENCES (TRAFFIC) — 1980
— DRINK AND DRIVING —**

SEX AND AGE OF PERSONS CONVICTED

(1) OFFENCE	(2) Persons Convicted	(3) 17 and under 21		(4) 21 and over	
		M.	F.	M.	F.
Driving or attempting to drive a M.P.V. while drunk or with a blood/alcohol concentration above the prescribed limit.	5,942	284	5	5,529	124
Being in charge of M.P.V while drunk or with a blood/alcohol concentration above the prescribed limit.	311	18		289	4
Refusing to provide or permit the taking of blood/urine specimen at Garda Station.	544	29	1	503	11
Refusing to provide a preliminary specimen of breath	308	10		295	3

FINE ON THE SPOT NOTICES ISSUED IN 1980

	Parking Violations	Non Display of Licence Disc.
Gardai	287,715	42,729
Wardens	145,141	14,797
TOTAL	432,856	57,526
Fines Paid	141,139	18,921
Court Proceedings	60,249	7,855
Notices Cancelled	92,604	11,248
Proceedings Pending	134,008	18,286
Spoiled Notices	4,856	1,216

ROAD TRAFFIC ACT 1961 (SECTION 103) OFFENCES REGULATIONS, 1976

Parking Violations - Fine on the Spot Notices Issued - 1980

1980

	Carlow/ Kildare	Cavan/ Monaghan	Clare	Cork East	Cork West	Donegal	DMA	Galway West	Kerry	Leix/Offaly	Limerick	Longford/ Westmeath	Louth/Meath	Mayo	Roscommon/ Galway East	Sligo/Leitrim	Tipperary	Waterford/ Kilkenny	Wexford	TOTAL	
Gardai	181	1832	535	92767	350	1314	172031	1305	2824	1,170	2,348	2,252	899	1,392	663	1,442	1,215	1,476	17 19	287,715	
Wardens	-	-	-	-	-	-	141952	-	3086	-	-	103	-	-	-	-	-	-	-	-	145,141
TOTALS	181	1832	535	92767	350	1314	313983	1305	5910	1,170	2,348	2,355	899	1,392	663	1,442	1,215	1,476	17 19	432,856	
Fines Paid	87	1044	398	26,137	191	686	100,568	7 12	2,557	627	1,307	1,174	517	854	516	855	751	1,034	1,124	141,139	
Court Proceedings	7	50	19	4,408	45	8	54,507	119	49	35	323	59	14	194	32	28	53	203	96	60,249	
Notices Cancelled	3	90	40	26,969	12	124	63,801	150	104	111	287	88	31	129	22	116	85	61	381	92,604	
Proceedings Pending	84	584	78	30,916	101	489	94,947	324	3,196	266	430	956	335	203	85	443	287	173	111	134,008	
Spoiled Notices	-	64	-	4,337	1	7	160	-	4	131	1	78	2	12	8	-	39	5	7	4,856	

X

PUBLIC RELATIONS AND PRESS OFFICE

It is a recognised fact that modern democratic policing is based on good communications with the public. There is no doubt that the police service functions in an image-conscious society influenced almost totally by the media in various forms.

The Force enjoys an excellent relationship with the media which has proved beneficial on several occasions. The recent increased news coverage by radio and newspapers has resulted in increased demands upon our Press Office. A large number of visitors visited the Press Office during the year. Their interest varied from historical information about the Force to those seeking information on law enforcement.

During the year the public relations staff mounted Career Exhibitions and provided talks on the Garda as a Career, interviews and career workshops to school leaving classes and other interested groups.

In order to maintain a high degree of understanding and acceptability which the Force enjoys within the community this programme will continue and be expanded.

Public Relations and Press Office						
2007/2008						
Category	Jan	Feb	Mar	Apr	May	Total
Press Releases	200	250	300	350	400	1,500
Media Interviews	100	150	200	250	300	1,000
Public Relations	100	100	100	100	100	500
Community Events	50	50	50	50	50	250
Other	50	50	50	50	50	250
Total	500	600	700	800	900	3,500

